



Music Virtual Learning

Music Appreciation

April 24, 2020



Music Appreciation

Lesson: April 24, 2020

Objective/Learning Target:

Students will learn about music from the Romantic Era.

Bell Work



Feel like you do not quite understand classical musical
yet...

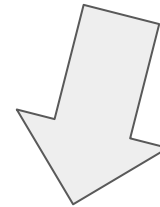
Watch the video

**HOW TO LISTEN TO
CLASSICAL MUSIC**

GENERAL IDEAS




Write your
reflections by
clicking on the link.





[How to listen to Classical Music](#)

Lesson



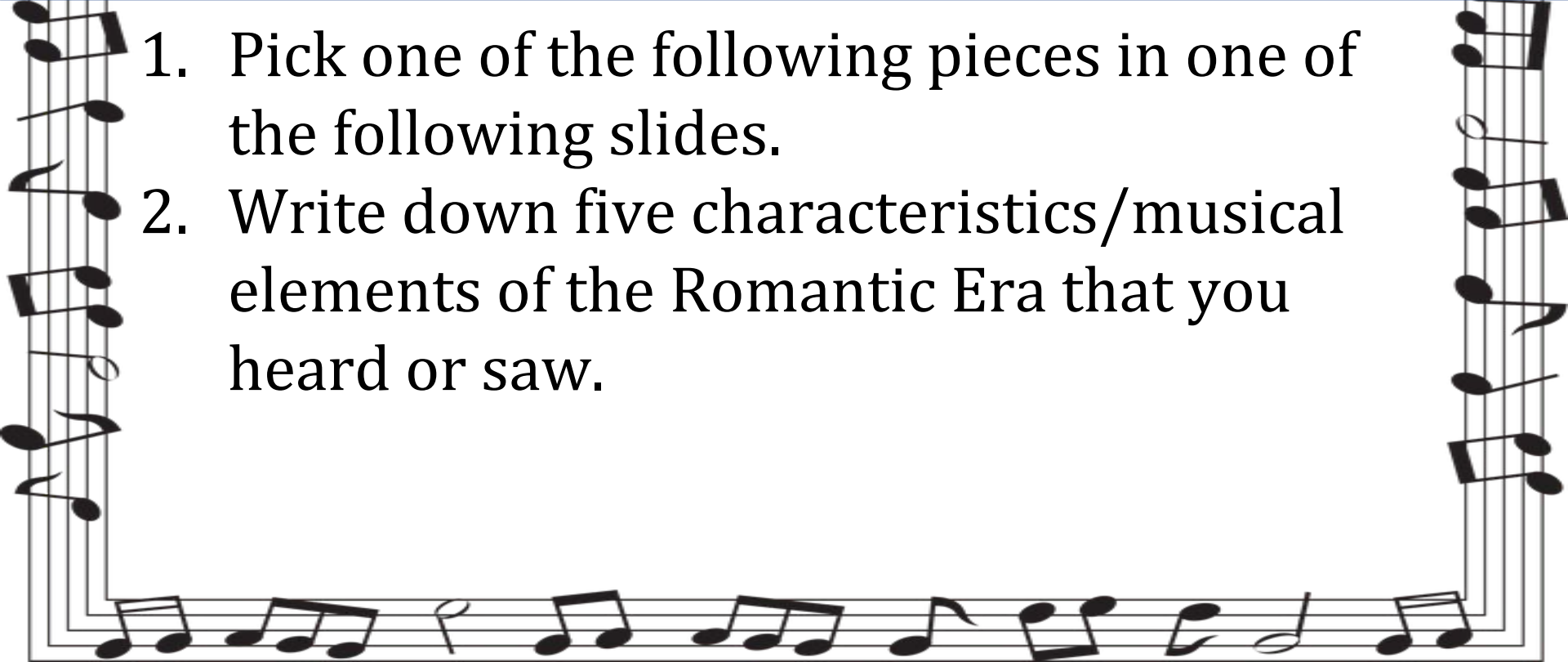


Take a moment to think about all the great composers we discussed yesterday and how the social aspects affected their writing.

1. What were some social/political aspects that were important?
 2. How did emotions influence their writing?
 3. How did the music change over time? What types of instruments were present in the music?
- 
- 

Let's remember...



- Romanticism encouraged artists to seek individual paths of expressing emotions.
- Romantics valued nature, the supernatural, myths, realm beyond the everyday, and national pride.
- Political and economic events impacted the way composers wrote music and artists expressed their emotions.

- 
- A decorative border of musical staves and notes surrounds the text. The border consists of a vertical staff on the left, a vertical staff on the right, and a horizontal staff at the bottom, all containing various musical notes and symbols.
1. Pick one of the following pieces in one of the following slides.
 2. Write down five characteristics/musical elements of the Romantic Era that you heard or saw.

FRANZ LIZST: LA CAMPANELLA



FELIZ MENDELSSOHN: SCHERZO FROM "A MIDSUMMER NIGHT'S DREAM"



PYOTR ILYICH TCHAIKOVSKY: DANCE OF THE LITTLE SWANS FROM "SWAN LAKE"

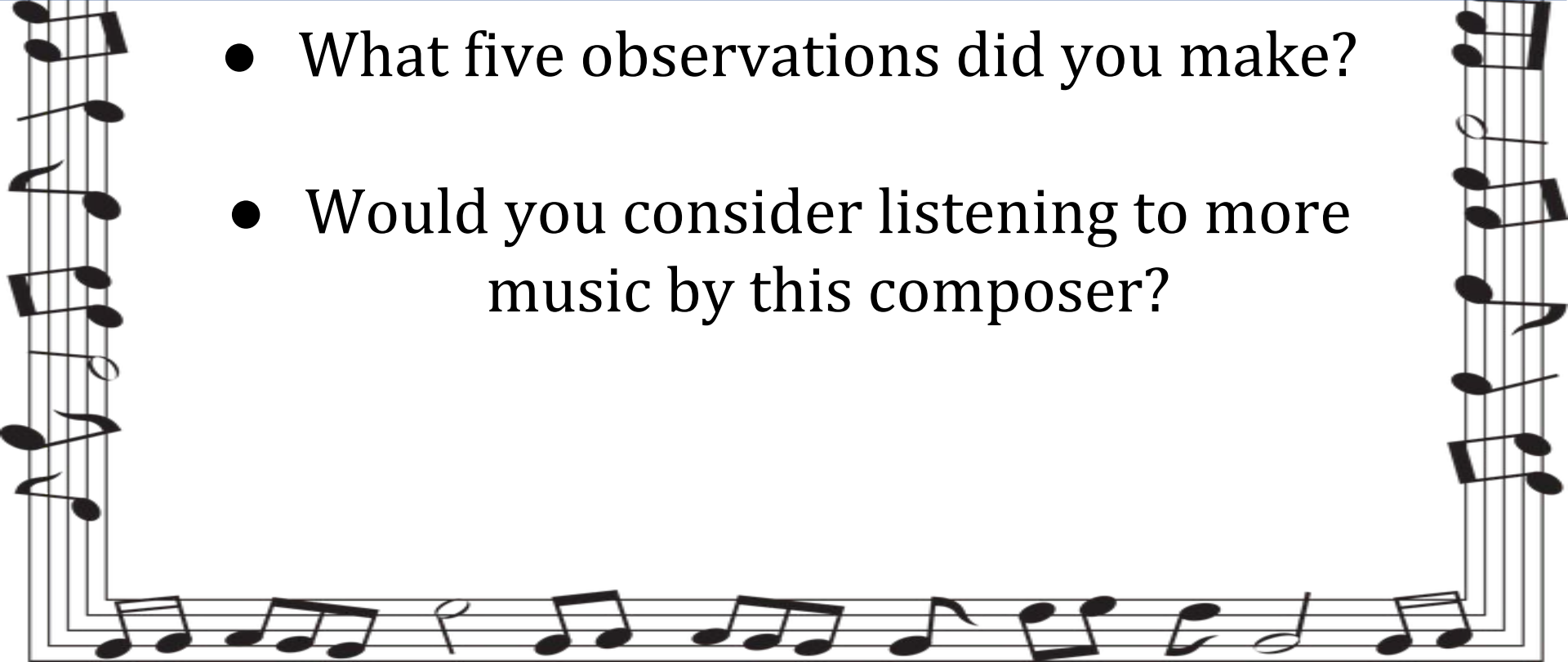


GIACOMO PUCCINI: NESSUM DORMA FROM "TURANDOT"




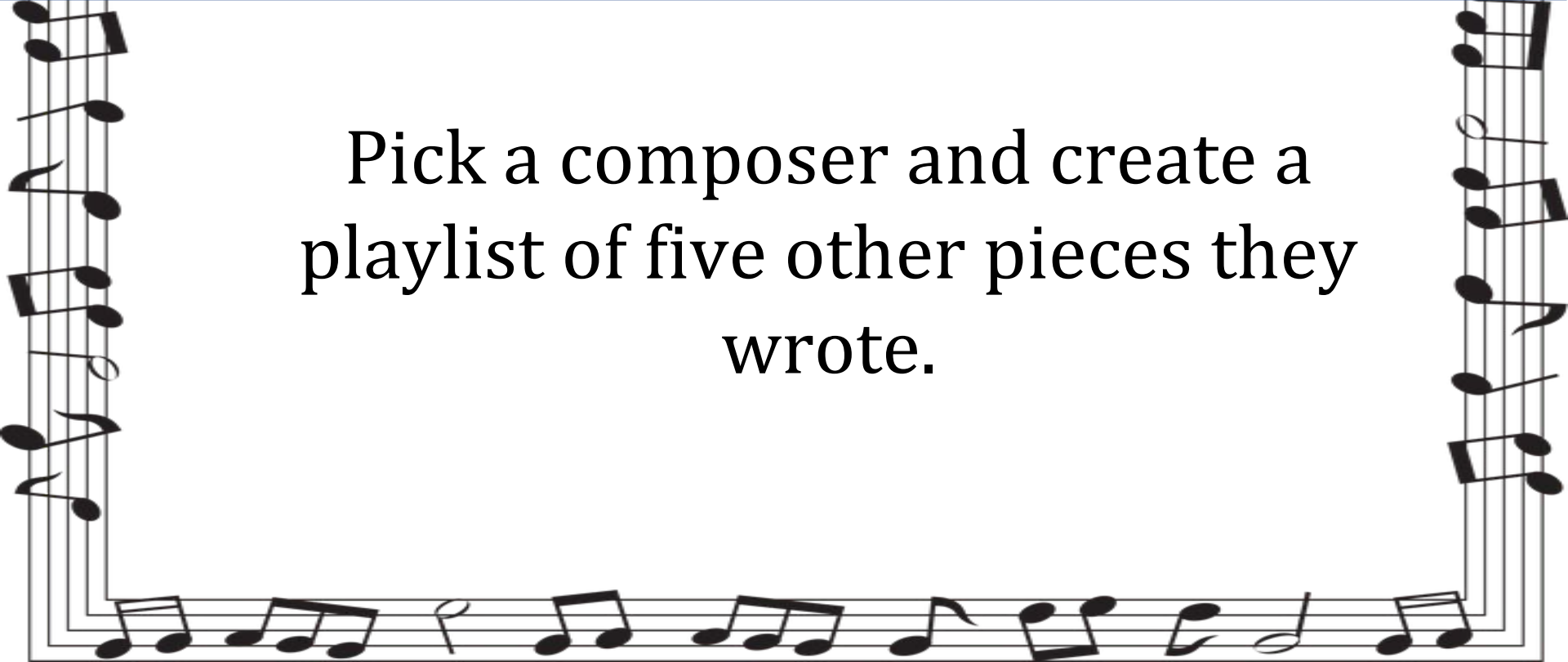
Review



- 
- A decorative border of musical staves and notes surrounds the central text. The border consists of a vertical staff on the left, a vertical staff on the right, and a horizontal staff at the bottom, all containing various musical notes and stems.
- What five observations did you make?
 - Would you consider listening to more music by this composer?

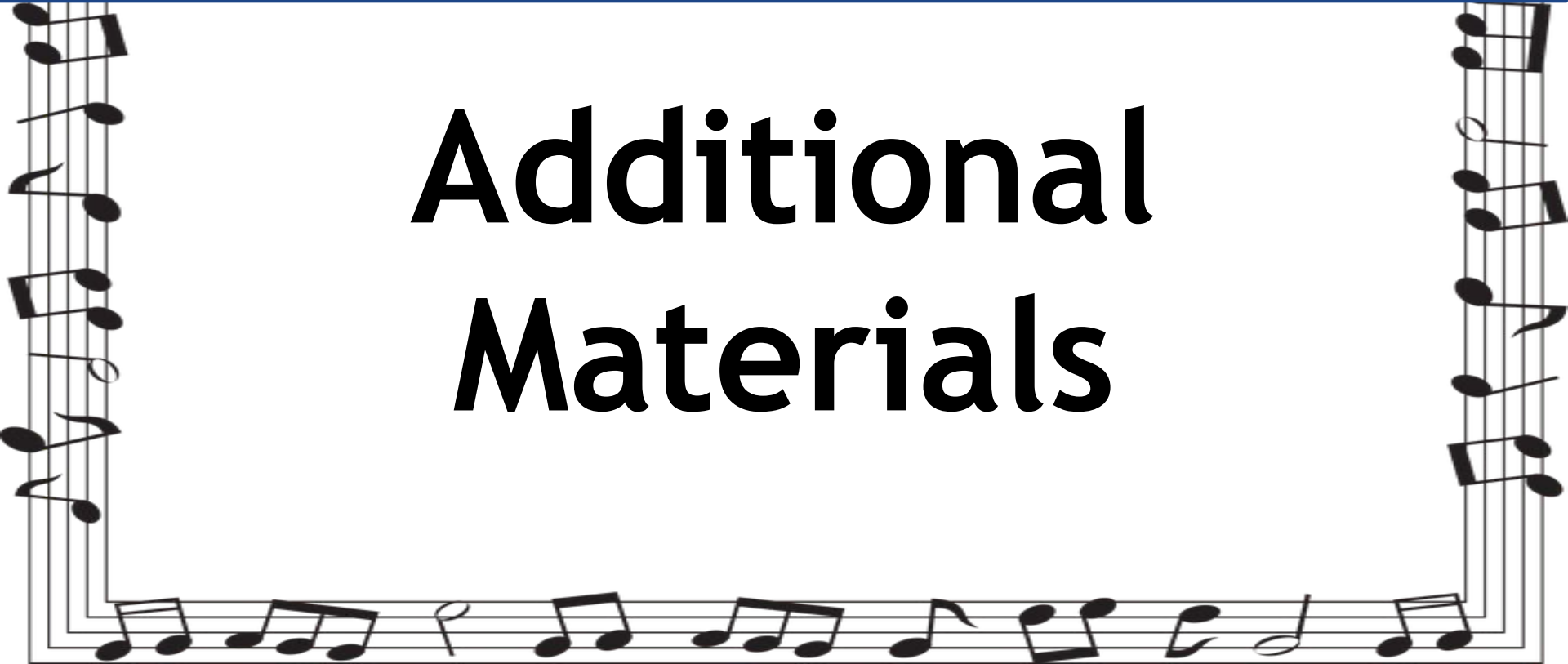
Self-Assessment



A decorative border of musical staves and notes surrounds the central text. The border consists of a vertical staff on the left, a vertical staff on the right, and a horizontal staff at the bottom, all containing various musical notes and symbols.

Pick a composer and create a
playlist of five other pieces they
wrote.

Additional Materials



Other resources:

<https://www.cmuse.org/famous-romantic-era-music/>

<https://historylists.org/people/top-10-romantic-era-composers.html>